

**NATIONAL STATISTICS OFFICE OF GEORGIA**

# **INDICATORS OF THE LABOUR FORCE (EMPLOYMENT AND UNEMPLOYMENT)**

**2025, III QUARTER**



## NATIONAL STATISTICS OFFICE OF GEORGIA

19.11.2025

### INDICATORS OF THE LABOUR FORCE (EMPLOYMENT AND UNEMPLOYMENT) III QUARTER, 2025 YEAR

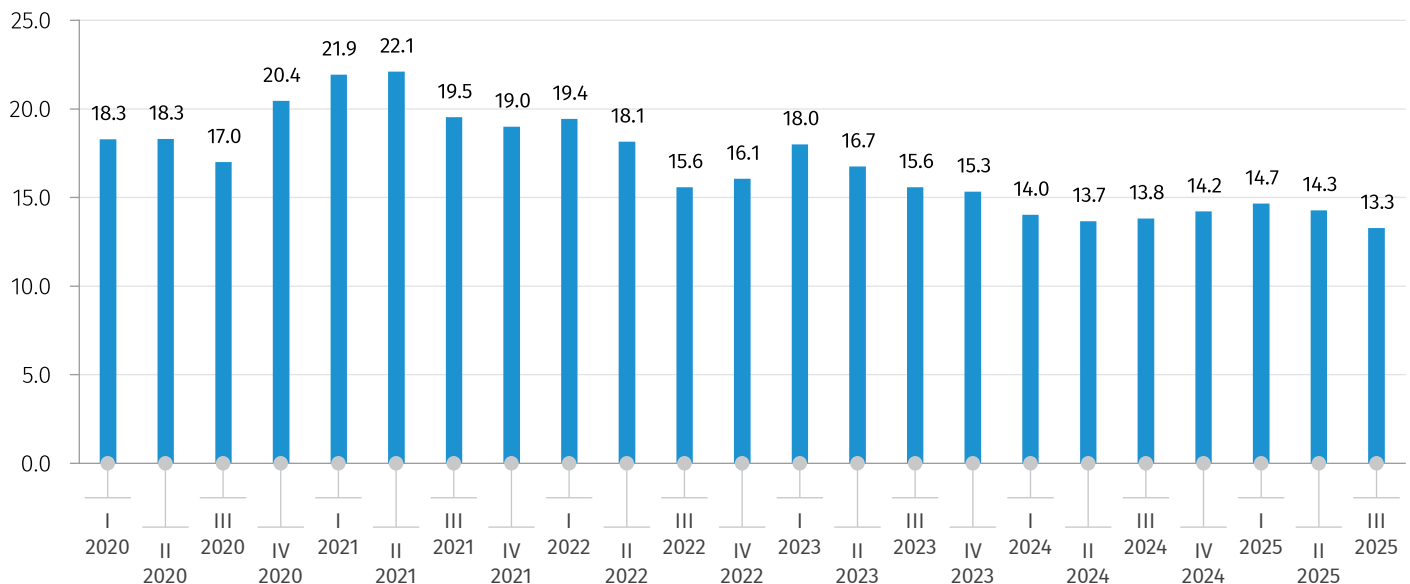
In the III quarter of 2025, the unemployment rate in Georgia decreased by 0.5 percentage points compared to the corresponding period of the previous year and equaled 13.3 percent.

The chart below presents the unemployment rate by quarters for the years 2020-2025.

CHART №1

#### UNEMPLOYMENT RATE IN GEORGIA

(%)



In the III quarter of 2025, compared to the corresponding period of the previous year, the number of hired employed persons increased by 0.9 thousand persons (0.1%) and reached 975.3 thousand, while the number of self-employed decreased by 14.3 thousand (3.3%) and equaled to 418.4 thousand. In the same period, the number of unemployed decreased by 12.1 thousand (5.4%) and equaled 213.7 thousand.

In the III quarter of 2025, the labour force participation rate (share of the labour force in the total population aged 15 and older) decreased by 0.1 percentage points compared to the corresponding period of the previous year and became 54.5 percent, while the employment rate increased by 0.2 percentage points and amounted to 47.3 percent. The labour force participation rate decreased in urban by 0.2 percentage points, while in rural settlements increased by 0.1

## NATIONAL STATISTICS OFFICE OF GEORGIA

19.11.2025

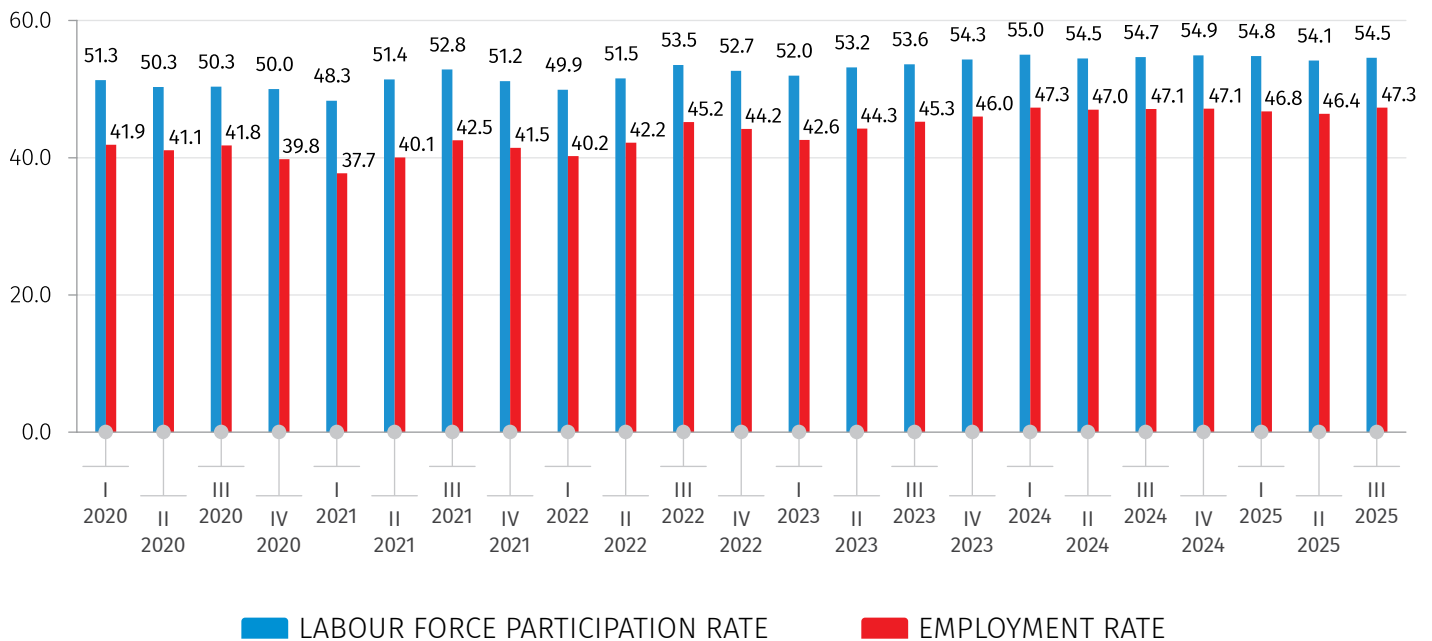
percentage points compared to the corresponding period of the previous year. The employment rate decreased by 0.8 percentage points in urban settlements, while in rural settlements increased by 1.6 percentage points and equaled 47.9 and 46.5 percent, respectively.

The chart below presents the labour force participation rate and employment rate by quarters for the years 2020-2025.

CHART №2

### LABOUR FORCE PARTICIPATION RATE AND EMPLOYMENT RATE

(%)



## NATIONAL STATISTICS OFFICE OF GEORGIA

19.11.2025

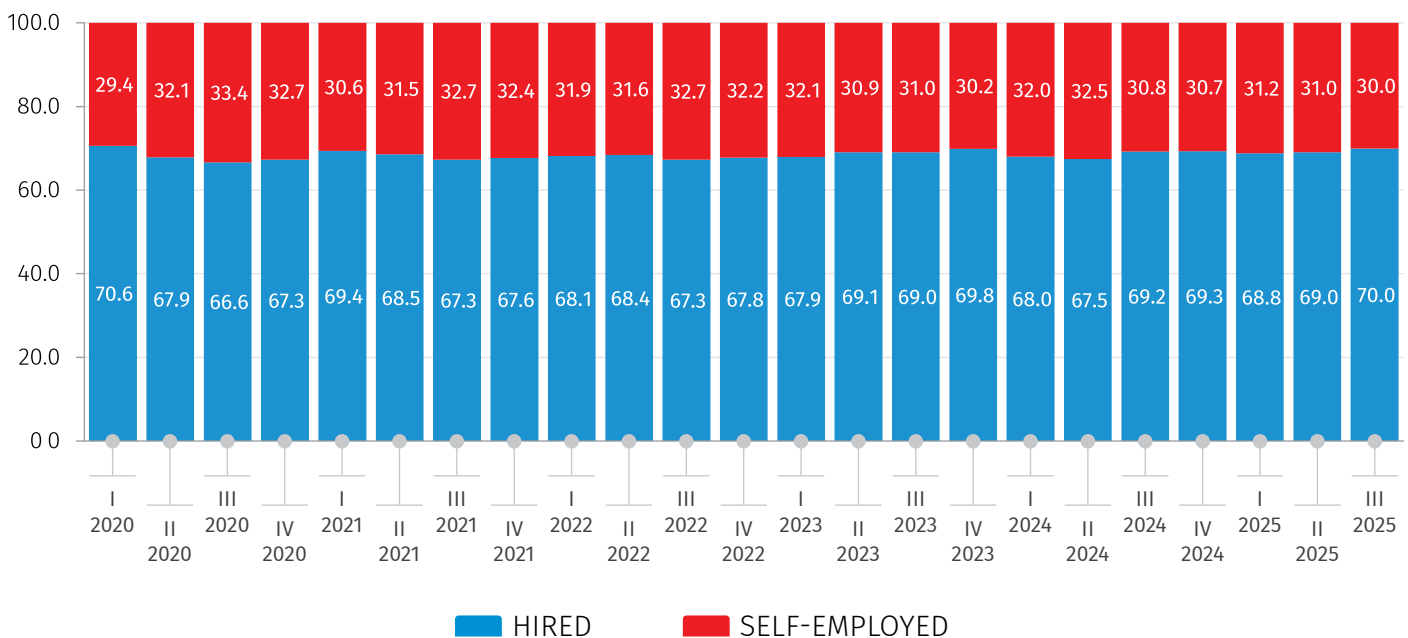
In the III quarter of 2025, compared to the corresponding period of the previous year, the share of hired employed persons in the total number of employed increased by 0.7 percentage points and equaled 70.0 percent.

The chart below presents the distribution of employed by status in employment, by quarters for the years 2020-2025.

CHART №3

### DISTRIBUTION OF EMPLOYED BY STATUS IN EMPLOYMENT

(%)



## NATIONAL STATISTICS OFFICE OF GEORGIA

19.11.2025

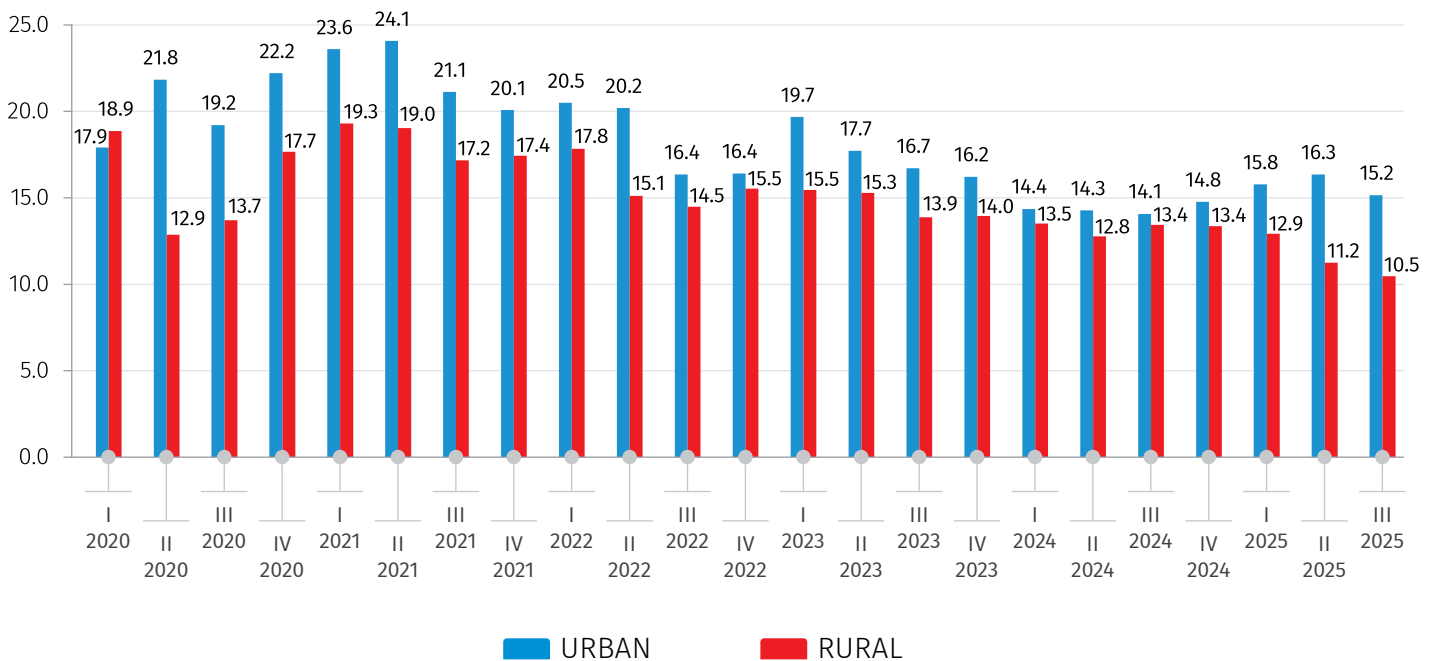
In the III quarter of 2025, compared to the corresponding period of the previous year, the unemployment rate increased in urban settlements by 1.1 percentage points while in rural settlements decreased by 3.0 percentage points.

The chart below presents the unemployment rate in urban-rural areas and quarters for the years 2020-2025.

CHART №4

### UNEMPLOYMENT RATE BY URBAN-RURAL AREAS

(%)



## NATIONAL STATISTICS OFFICE OF GEORGIA

19.11.2025

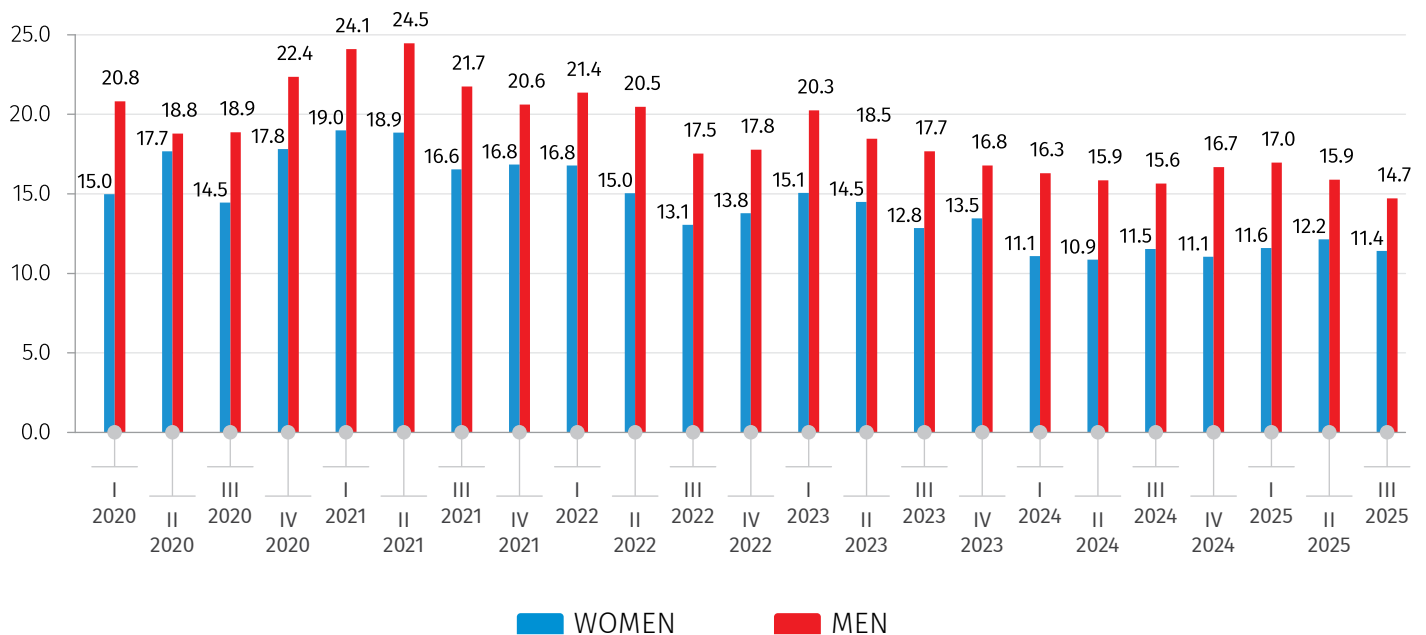
The unemployment rate is traditionally higher for men than for women. In the III quarter of 2025, compared to the corresponding period of the previous year, this rate decreased by 0.1 percentage points for women, while for men - 0.9 percentage points and amounted to 11.4 percent and 14.7 percent, respectively.

The chart below presents the unemployment rate by sex and quarters for the years 2020-2025.

CHART №5

### UNEMPLOYMENT RATE BY SEX

(%)



## NATIONAL STATISTICS OFFICE OF GEORGIA

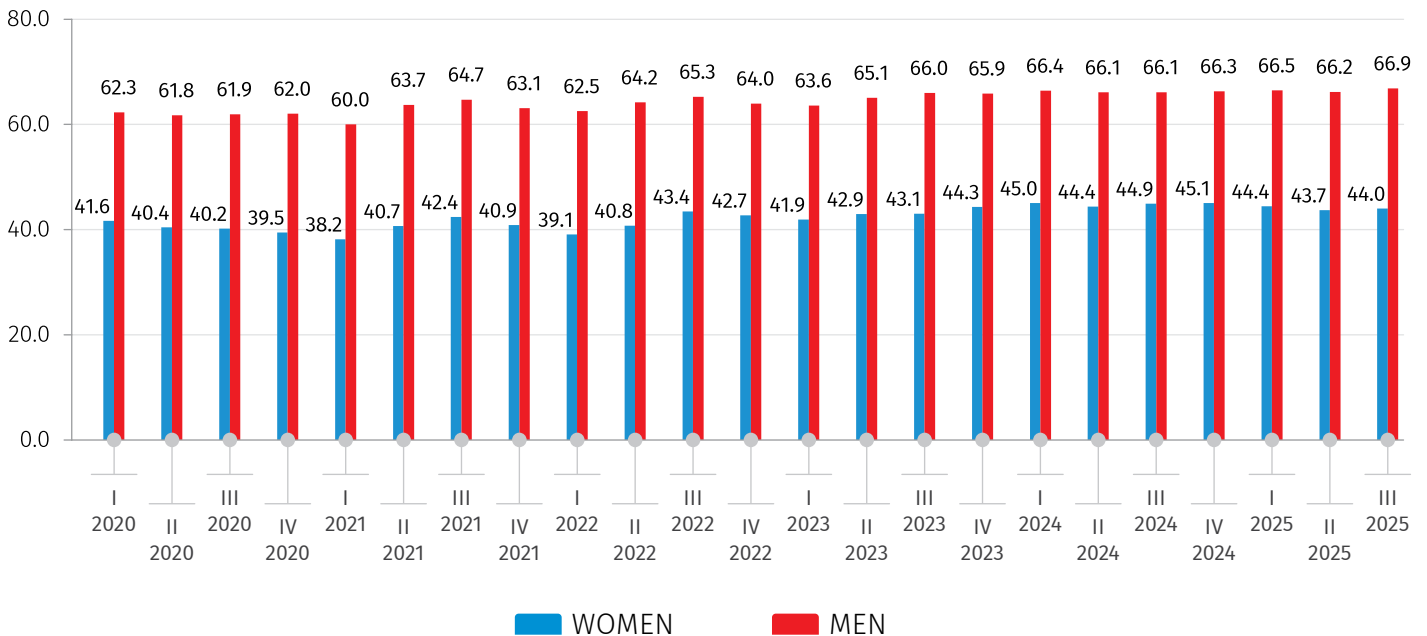
19.11.2025

The labour force participation rate is higher for men than for women. In the III quarter of 2025, the indicator for women was 44.0 percent and for men was 66.9 percent. The labour force participation rate for women decreased by 0.9 percentage points, while for men it increased by 0.7 percentage points, compared to the corresponding period of the previous year.

The chart below presents the labour force participation rate by sex and quarters for the years 2020-2025.

CHART №6

**LABOUR FORCE PARTICIPATION RATE BY SEX**  
(%)



## NATIONAL STATISTICS OFFICE OF GEORGIA

19.11.2025

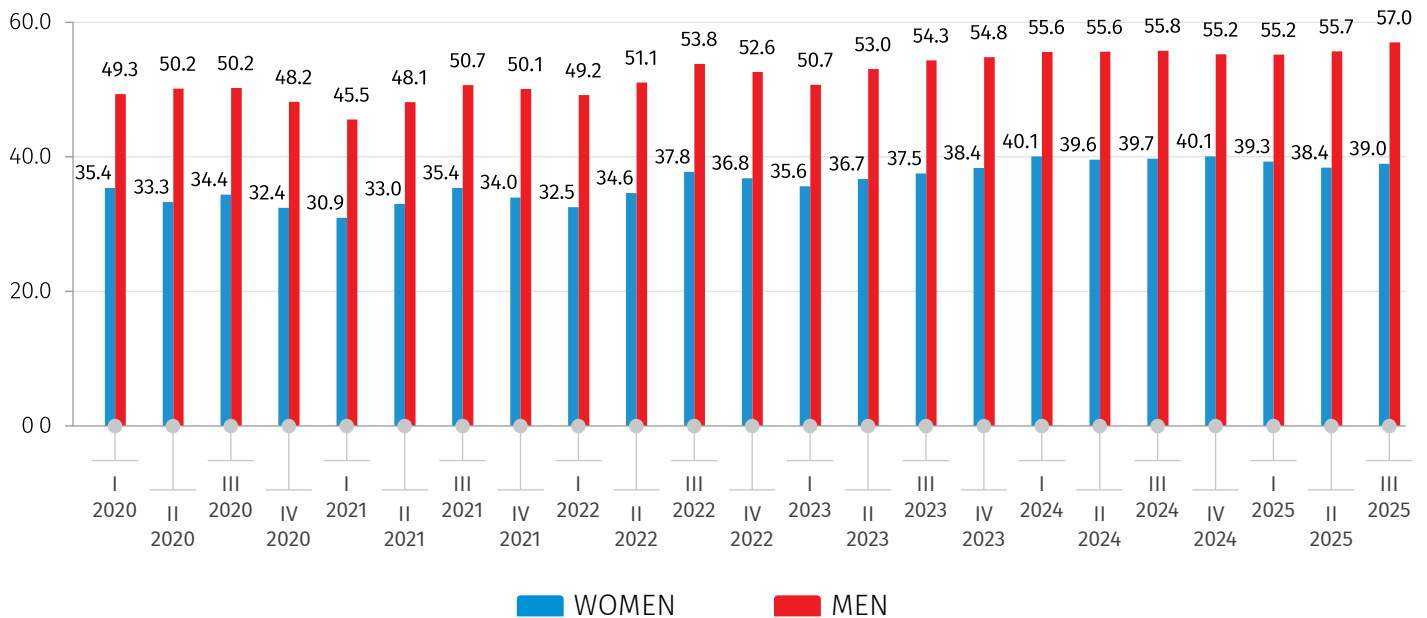
In the III quarter of 2025, compared to the corresponding period of the previous year, the employment rate for women decreased by 0.7 percentage points, while for men it increased by 1.2 percentage points.

The chart below illustrates the employment rate by sex and quarters for the years 2020-2025.

CHART №7

### EMPLOYMENT RATE BY SEX

(%)



#### CONTACT PERSONS:

Vasil Tsakadze, Tel.: (+995 32) 236 72 10 (600), E-mail: [vtsakadze@geostat.ge](mailto:vtsakadze@geostat.ge)

Mariam Kavelashvili, Tel.: (+995 32) 236 72 10 (020), E-mail: [mkavelashvili@geostat.ge](mailto:mkavelashvili@geostat.ge)